



User Preferences







System Settings












Use the following codes to set, reset, or display firmware version.

	Reset (return to factory default)
	Display firmware version

Beep Settings

Use the following codes to change beep settings.

	Medium beeper tone
	Low beeper tone
	High beeper tone
	Speaker disable
	Long sound duration (100msec)
	Medium sound duration(50msec)

	Short sound duration(20msec)
	Very short sound duration(5msec)
	Very Long sound duration (200msec)
	Ultra long sound duration (500msec)
	Loud volume (50/50 duty)
	Medium volume (30/70 duty)
	Slight volume (20/80 duty)
	Led/Beep after transmission. Use this bar code to indicate a "good read" after a bar code has been successfully decoded.
	Led/Beep before transmission, Use this bar code to indicate a good read" after successfully transmitting the bar code data to the host.
	Power –up tone enable
	Power –up tone disable