



12.17.19

## PUBLIC RELEASE NOTES

### Tobacco Loyalty Program

#### Overview

It is now possible at the individual promotion level to require the customer to present his BR Club Account (key fob or phone number) in order to receive **Tobacco Loyalty promotions**.

A merchant must be approved by Altria to participate in the **Altria Multi-Pack promotions** and additionally approved for **Loyalty promotions**. If Altria has not approved merchant for **Loyalty promotions**, promotions payment will be the responsibility of the merchant. If you do not have an Altria representative, please call **Altria at (866) 928-3510**.

In order to offer both types of promotions, the merchant needs to create, in addition to the **Multi-Pack promotion**, a separate **Loyalty promotion** with the qualifying items, so that the customer can benefit from both promotions.

#### Specifics

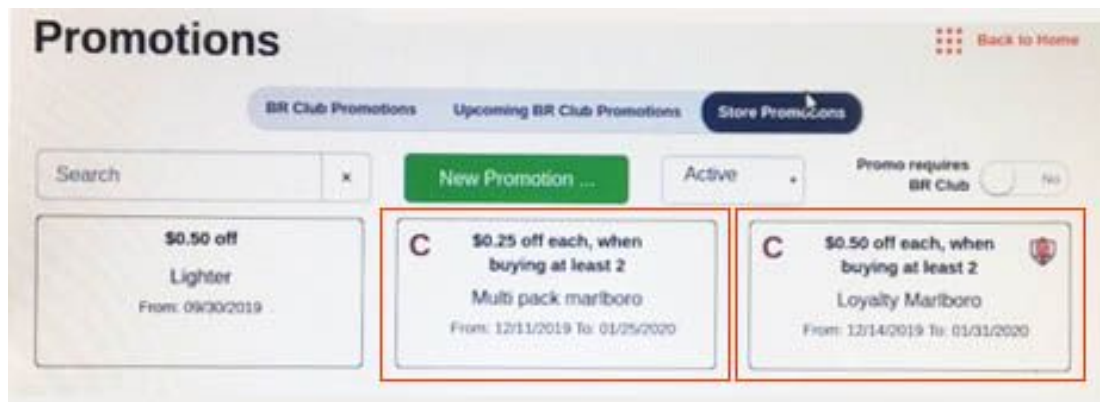
When setting up a **Loyalty promotion**, set **BR number required** to **Yes**. The **Offer Limit** field should be set up with a maximum offer limit of 2. (Altria must provide discount levels (applicable by area) and the maximum offer limits for the loyalty promotions.)

The screenshot shows the 'Edit Promotion' interface with a progress bar at the top indicating three steps: 'Choose Type', 'Add Detail', and 'Add Items'. The 'Add Detail' step is currently active. Below the progress bar, the promotion is identified as a 'Regular Promotion'. The form includes the following fields and settings:

- Title:** Loyalty Marlboro
- BR number required:** Yes (indicated by a green toggle switch and a red box)
- Valid From:** 14-December-2019
- Valid To:** 31-January-2020
- Tax:** Post-Tax Coupon (selected)
- Coupon:** loyal
- Type:** min. purchase required
- Min. Required:** 2
- Cents Off Each:** \$ 0.50
- Offer Limit:** 2 (indicated by a red box)
- Include Taxes:** No
- Include Fees:** No

A 'Back to Promotions' link is located in the top right corner of the form.

Pictured are two promotions, one for **Multi-Pack** and one for **Loyalty**. The **Loyalty** displays the BR shield logo, indicating that **BR number required** has been set to **yes** and that customer must provide BR key fob or phone number to get this discount.



At the register, the customer will only receive the **Loyalty discounts** (maximum two items) if they present their BR Club key fob or phone number, while they can receive the **Multi-Pack discount** on all items.

Marlboro Red Filter Regular	9.00 T
Coupon \$0.50 off each	-0.50
BR Club Could Save Customer \$0.50	
Marlboro Red Filter Regular	9.00 T
Coupon \$0.50 off each	-0.50
BR Club Could Save Customer \$0.50	
Marlboro Red Filter Regular	9.00 T
Coupon \$0.50 off each	-0.50

By presenting a BR Account, the customer has received the **Loyalty discount**.  
Example:

WITH THE BR PORTAL YOU CAN OFFER YOUR CUSTOMERS:

E-GIFT

Departments

In-Store Drinks Hot food ZMenu\_Sandwiches

Alcohol	BR club menu	Ck cashing fee	Dairy	DEP DRINKS	Drinks
Frozen	General Food	Hot food	Household	Hygiene	Lotto
Meat/Fish	Misc.	Old Tobacco	Pet	Produce	Sandwiches
scratch off	Snacks	Tobacco	Vitamins/ Medicine		

Marlboro Red Filter Regular 9.00 T

Coupon \$0.50 off each -0.50

Coupon-loyal \$0.50 off each -0.50

Marlboro Red Filter Regular 9.00 T

Coupon \$0.50 off each -0.50

Coupon-loyal \$0.50 off each -0.50

Marlboro Red Filter Regular 9.00 T

Coupon \$0.50 off each -0.50

SubTotal (3 items) \$27.00

Discount

Promo

Tax \$1.79

Fees \$1.05

Coupons -\$2.50

BR Club

Paid

Cash: \$26.29

Total: \$27.34

0.01 Lbs

SKU PLU

7 8 9 \$20 \$10 Lottery

4 5 6 \$5 \$27 Basket Discount

1 2 3 Credit Debit EBT Cash

0 00 @ Check Refund Other

Boss Rev. | Acct: 100-000-0001 | Balance: \$1.00 | No Purchase History

Administrator

Store Boss Bal: Checking...

Tue Dec 17 11:53 AM

Logout

No Sale

Calculator

Receipts

Other Functions

Pinless Recharge

Pinless Recharge

BOSS REVOLUTION

Boss Rev Portal

BR CLUB

**Multi-Pack and Loyalty promotions** will appear on the terminal statistics under Coupon.  
(NOTE: Even though the BR Account was provided to obtain the Loyalty discount, they are not considered BR Club Promotions.)

## Payments

Method	Baskets #	Baskets %	Payments	Payments %
Cash	2	100%	\$50.56	94%
Check	0	0%	\$0.00	0%
Credit/Debit	0	0%	\$0.00	0%
ePaid	0	0%	\$0.00	0%
EBT SNAP	0	0%	\$0.00	0%
EBT CASH	0	0%	\$0.00	0%
BR Club Promo	0	0%	\$0.00	0%
Coupon	2	100%	\$3.50	6%
Total	2	100%	\$54.06	100%

Tienda de Peco

572 grand street

new York, NY 10002

SALES INVOICE

Marlboro Red Filter Regular Regular 2 @ 9.00 18.00

Coupon \$0.25 each 0.50

Marlboro Red Filter Regular Regular 2 @ 9.00 18.00

Coupon \$0.25 each 0.50

Marlboro Red Filter Regular Regular 2 @ 9.00 18.00

Coupon \$0.25 each 0.50

Marlboro Red Filter Regular Regular 2 @ 9.00 18.00

Coupon \$0.25 each 0.50

Subtotal 45.00

Sales tax 2.98

Service Fee 1.87

Cash Discount -1.87

Total Sale \$ 47.98

Cash 48.73

Coupon Promo 1.25

Change 0.00

Sold Items : 5

Verified Age : 21

Thank you for shopping at our store. Our goal is your satisfaction every time you shop with us.

Please tell us your BOSS Revolution number with every order to receive BR Club benefits.

Visit: BRCLUBSAVES.COM

\*\*\*\*\* Savings \*\*\*\*\*

Total Savings : 1.25

Coupon Savings : 1.25

\*\*\*\*\*

Your Cashier : Administrator

Terminal: 01951

12/17/2018 01:02pm, #7

---

## RACS (Retailer Access Control Standards) Verification

### Government ID Scanning Requirement

**12.17.19 ID LICENSE SCANNING PREMIUM FEATURE WILL BE AVAILABLE SOON**



### Overview

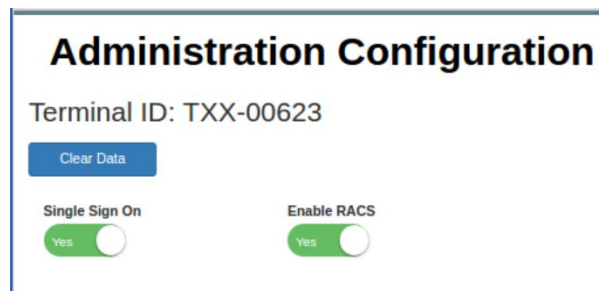
RACS is an enhanced verification standard to enforce age requirements prior to purchase of age restricted products. Items subject to RACS standards require enhanced ID scanning capability, manager override where scanning is not an option and purchase-quantity enforcement. NRS POS now supports RACS for purchase of JUUL vaping products.

### Specifics

#### Enabling

This feature requires a monthly subscription to the License ID Scan feature and purchase of enhanced scanner hardware capable of capturing the data from 2D barcodes. Without subscription the feature can not be enabled.

To enable RACS, toggle the **Enable RACS** setting on the Tools > Admin page.



**Administration Configuration**

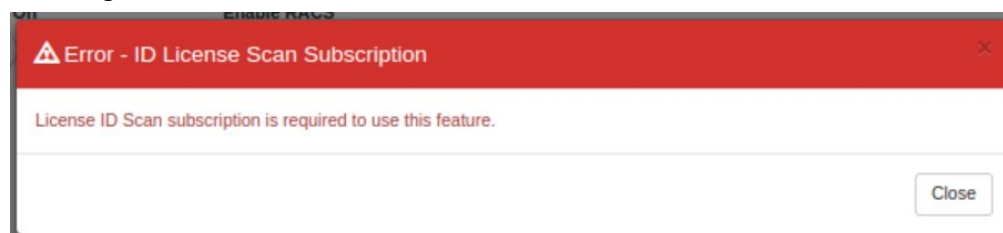
Terminal ID: TXX-00623

[Clear Data](#)

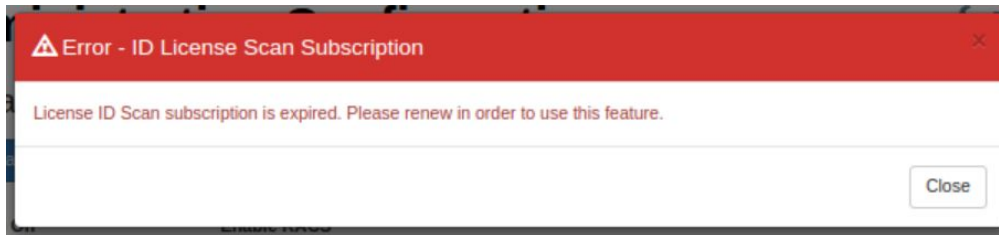
Single Sign On ☒ Yes

Enable RACS ☒ Yes

Attempting to enable RACS without subscription to ID License Scan, will prompt this message:



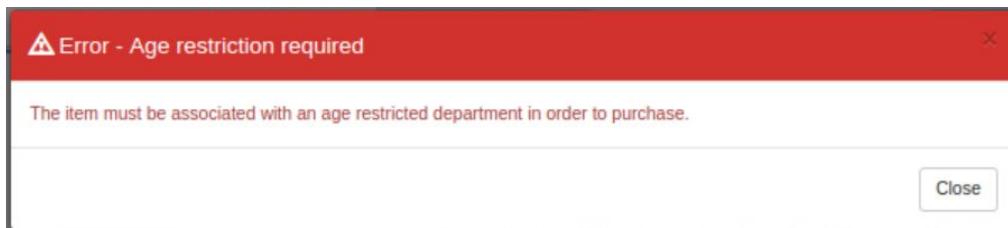
If RACS is enabled and the ID License Scan subscription expires, this message will be prompted and RACS items can not be purchased:



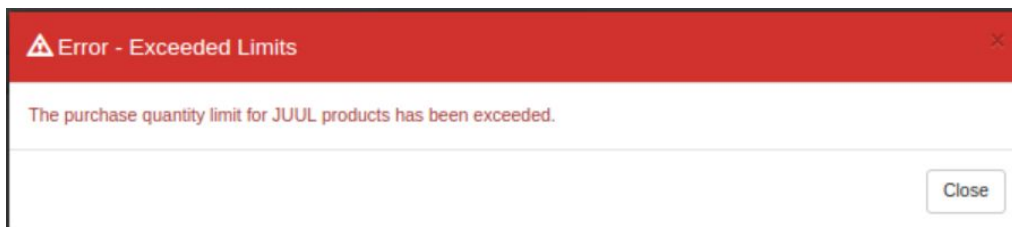
## RACS Restrictions

For the purchase of JUUL products the following restrictions apply:

- Items must be sold from an age-restricted department, otherwise the following message will appear:



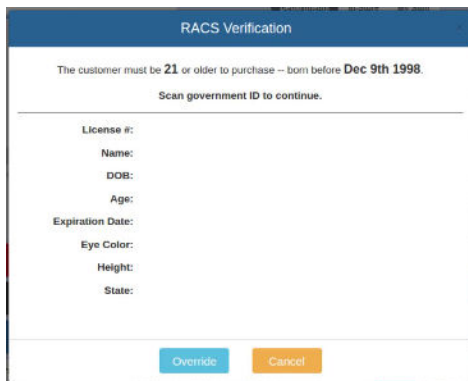
- The quantity of JUUL items allowed per transaction are currently limited to 1 device and/or 4 packs and are enforced by the POS.



**NOTE:** *The POS will automatically load the JUUL product list and quantity limits without any required intervention from the merchant.*

## In Practice

When a RACS required item is entered at the register the verification dialog will appear with a prompt to scan the customer's ID.



RACS Verification

The customer must be **21** or older to purchase -- born before **Dec 9th 1998**.

Scan government ID to continue.

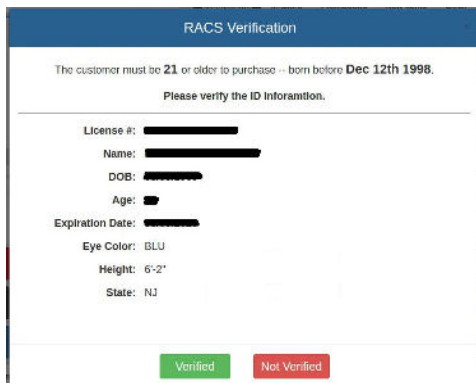
License #:  
Name:  
DOB:  
Age:  
Expiration Date:  
Eye Color:  
Height:  
State:

Override Cancel

Scan the 2D barcode on the back of the license to populate the verification dialog with the data from the license.



The cashier reviews the data for accuracy and verifies. The item will then be placed in the basket.



RACS Verification

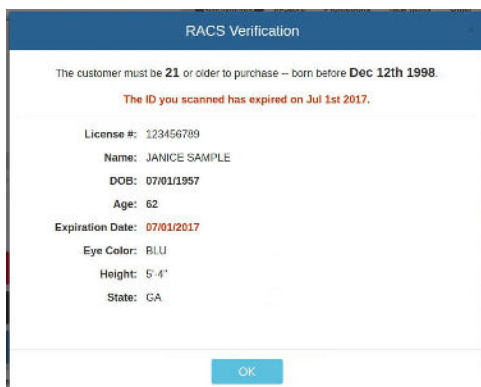
The customer must be **21** or older to purchase -- born before **Dec 12th 1998**.

Please verify the ID information.

License #:   
Name:   
DOB:   
Age:   
Expiration Date:   
Eye Color: BLU  
Height: 6'-2"  
State: NJ

Verified Not Verified

An expired or fraudulent license will block the purchase.



RACS Verification

The customer must be **21** or older to purchase -- born before **Dec 12th 1998**.

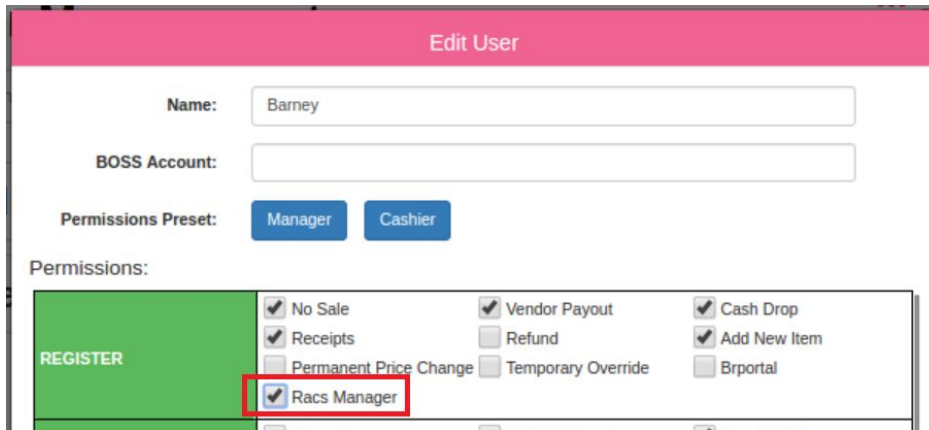
The ID you scanned has expired on Jul 1st 2017.

License #: 123456789  
Name: JANICE SAMPLE  
DOB: 07/01/1957  
Age: 62  
Expiration Date: 07/01/2017  
Eye Color: BLU  
Height: 5'-4"  
State: GA

OK

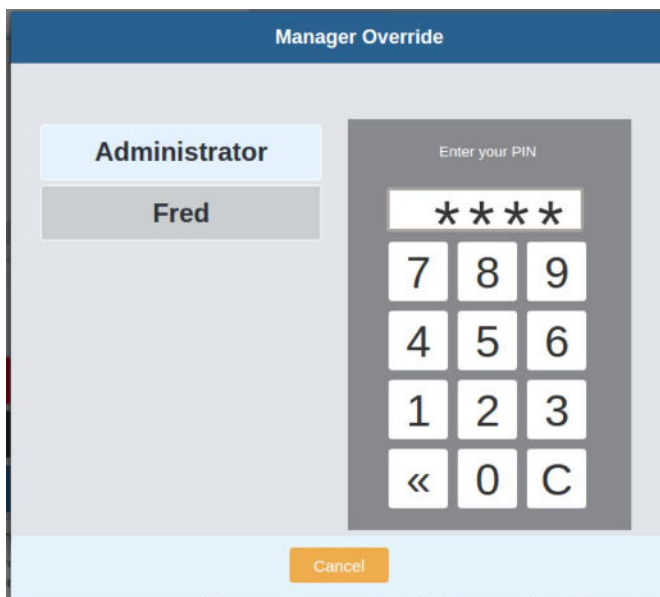
## Setting Permissions for Overriding Exceptions / Unusual Cases

The RACS Manager permission can be granted to any user in the Users section, to perform an override exception where scanning is not an option.



The screenshot shows the 'Edit User' interface. At the top, there's a pink header with the title 'Edit User'. Below it, there are input fields for 'Name' (containing 'Barney') and 'BOSS Account'. Under 'Permissions Preset', there are two buttons: 'Manager' and 'Cashier'. The 'Permissions' section is a table with a green 'REGISTER' button on the left and a grid of checkboxes on the right. The 'Racs Manager' checkbox is checked and highlighted with a red rectangle. Other permissions include 'No Sale', 'Receipts', 'Permanent Price Change', 'Vendor Payout', 'Refund', 'Temporary Override', 'Cash Drop', 'Add New Item', and 'Brportal'.

- There are five (5) exceptions/unusual cases, where scanning is not an option. These are included in a drop-down menu. Users without the above permission, will be presented with this screen (below), and a RACS Manager will be required to authorize a Manager Override and manually enter the applicable override reason, DOB and Expiration:



The screenshot shows the 'Manager Override' screen. It has a blue header with the title 'Manager Override'. On the left, there's a light blue box with the text 'Administrator' and 'Fred'. On the right, there's a grey box with the text 'Enter your PIN' and a numeric keypad. The keypad has buttons for digits 7, 8, 9, 4, 5, 6, 1, 2, 3, and special buttons for backspace (two arrows left), 0, and cancel (C). At the bottom, there's a light blue bar with a yellow 'Cancel' button.

1. Non-scannable tribal ID
2. Valid passport but no passport scanner
3. More than 40 years old carrying a passport
4. 18-20 year-old military exception but no scanner
5. 18-20 years old in a state with 21+ grandfathering



RACS Verification

Override Reason: Non-scannable tribal ID

DOB: 08/

Expiration: Example: 01/10/2022

Please select the override reason and input the DOB and Expiration

789

456

123

0 . Enter

## Statistics

The following metrics are captured in the Verification section at the end of the Terminal/Shift reports:

### Verification

Age Verified Baskets	22 total. 10 (45%) via scan.
RACS Verified Baskets	16 total. 6 (38%) overrides.
RACS is currently On	

### RACS Events

4

11/27/2019 5:51 PM	On
11/27/2019 10:37 AM	Off
11/27/2019 10:33 AM	On
11/27/2019 10:32 AM	Off



Age Verified Baskets metrics reflect **all** verification including RACS scanned and override verifications. RACS Verified Baskets currently only include JUUL purchases. For audit purposes, the current state of RACS enforcement (RACS Events) is indicated (on/off), as are any changes in that status. The RACS Verification will appear on the print report as well:

### Other Information

Refunds	0	\$0.00
In Store Promos	0	\$0.00
In Store Discounts	0	\$0.00
Cancelled Basket count	5	\$81.64
Voided Item count	0	\$0.00
NO SALES count		0
Age Ver. Sales 14 Total 6(43%) scanned		
RACS Ver. Sales 12 Total 5(42%) overrides		

---

# Manager Override for Refunds

## Overview

Users that don't have Refund Permission, can now perform a refund with an override from another user who has the permission (without interruption of the shift).

The 'Edit User' form shows a user named 'Barney'. Under 'Permissions Preset', 'Manager' is selected. In the 'Permissions' section, the 'Refund' checkbox is highlighted with a red box. Other permissions include 'No Sale', 'Receipts', 'Permanent Price Change', 'Racs Manager', 'Vendor Payout', 'Temporary Override', 'Cash Drop', 'Add New Item', and 'Brportal'.

## Specifics

When attempting to perform a Refund, a user without the Refund permission will now be prompted to allow another user who does have the permission, to authorize...

The POS keypad shows various transaction options. The 'Refund' button, located between 'Check' and 'Other', is highlighted with a red box. Other buttons include 'Lottery', 'Basket Discount', 'Cash', and 'EBT'.

The 'Manager Override' dialog box prompts for an administrator's PIN. It shows 'Administrator Fred' and a numeric keypad with a '\*' symbol. A 'Cancel' button is at the bottom.

...and perform the refund.

A red overlay with the text 'Refund Mode. Scan or enter item' is displayed over the POS screen. The background shows a keypad with '4', '5', '6' and '\$5', '\$10' buttons.

The permission is effective per item. Multiple items will require override each time, even within the same transaction.