



# My NRS Store

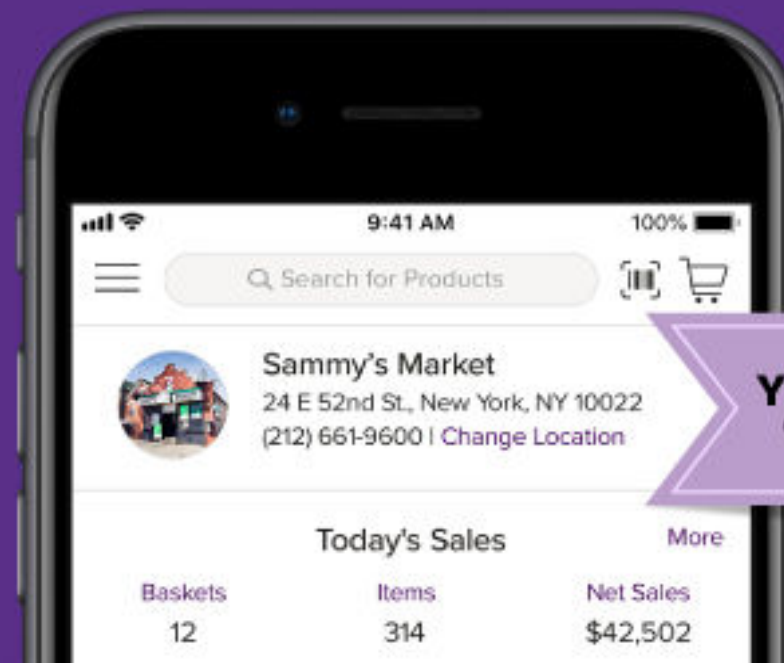
## MERCHANT MOBILE APP OVERVIEW

### NEW RELEASE 9.9.19

The **NRS MOBILE APP** is **UPDATED!**

# UPDATE IT NOW!

Don't have the APP?  
Download **MY NRS STORE** app



**MANAGE  
YOUR POS  
ON YOUR  
PHONE!**

Today's Sales			More
Baskets	Items	Net Sales	
12	314	\$42,502	

HOME PAGE: Part 1


Use the search bar to Search for Products that are in your POS Pricebook and edit them.

Select "My Pricebook" to view items in your POS Pricebook Departments.

Tap the "Low Inventory" button to see items in your store that are running low.

We have a database of pictures so for some of your items you will see pictures

Q Search Products



NRS Ops Training Demo

520 BROAD ST., NJ, 07102

(800) 215-0931 | [Change Store](#)

Today's Sales

More

Baskets


0


Items

0

Net Sales

\$0.00

My Pricebook


NRS Market

Low Inventory

Departments

<


Drinks



Pepsi Cola

Not tracked

I sell 1 for \$1.00



Pepsi Diet

Not tracked

I sell 1 for \$1.00

If you have multiple POS Machines you can use the "Change Store" button to view your other machine.

The "Today's Sales" section gives you a quick view into your daily sales statistics. Click the "More" button to see more detailed statistics from your POS.

Click Departments to view all of your POS Pricebook Departments.

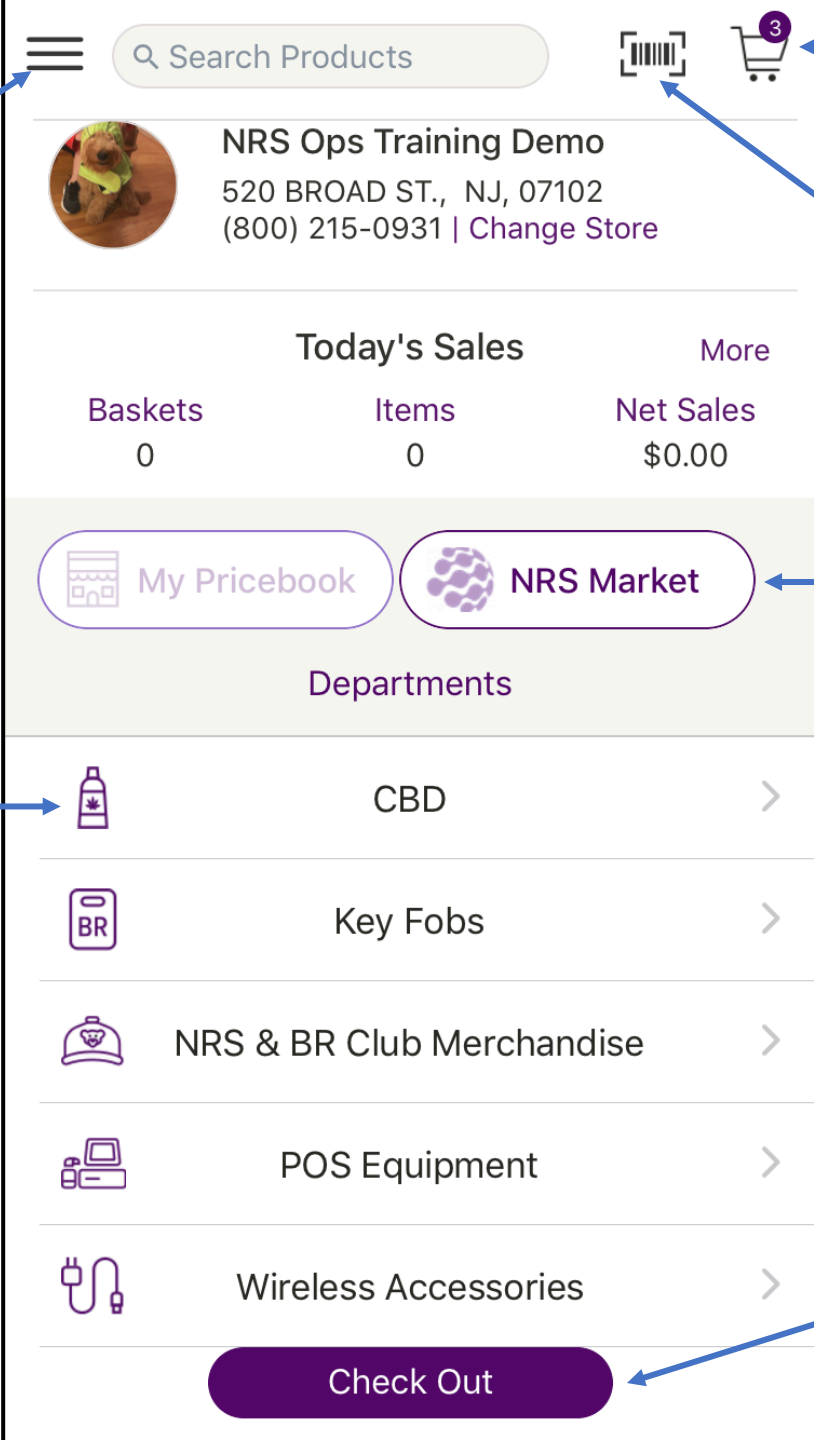
Once you select a POS department you can view the items you have in that department.

Tap anywhere on the product in order to open up the product page so you can edit the product info.

**HOME PAGE: Part 2**

Tap the Hamburger bar in order to view more POS Management tools.

Tap on of the NRS Market departments to view the items that are for sale.



The Cart button shows you how many NRS Market products you have in your cart. Tap this button to check out.

Tap the scan button to add new products to your POS Pricebook.

Tap the "NRS Market" button in order to shift away from your POS Pricebook. NRS Market offers wholesale items you can sell in your store!

When you add an NRS Market item to your cart, the Purple "Check Out" button will appear. Tap this button to complete your NRS Market order.

PRODUCT PAGE: Top Half

Arrive at this page by tapping on a product that you want to edit on the home page.

Some of your products will already have images from our product database. You can change the picture by tapping the picture.



Save

When you're finished editing the product, tap "Save" to save your changes.

Name Ice Breakers Duo Raspberry

You can edit the name of the product.

Select a POS department to put this item in.

UPC 034000006663

Department

Candy

Eventually you will be able to purchase items from distributors on the app. When products are available for purchase the name of the distributor and purchase price will appear here.

Ships From

Not Available

Size

1.3 oz

CHANGE

RECEIVE

Use either the "Change" or "Receive" button to edit your inventory.

**PRODUCT PAGE: Bottom Half**

<

Q Search Products

Inventory

50

CHANGE

RECEIVE

Ships From

Not Available

Size

1.3 oz

I Sell For

1 items for \$2.50

EBT Eligible

Yes

No

Dept

Sold by weight

☐

Price includes taxes

☐

Price includes fees

☐

Fee multipler

-

1

+

You can sell items in bundles. You can change the quantity and price that you sell this product at (Ex. Sell 2 Coca-Colas for \$5.00).



Tap the size to edit the size of this product.



Select whether or not this item is EBT-eligible or whether you want this item's EBT status be decided by its department.



Decide if the item Is sold by weight instead of by unit.



Decide if the price you listed includes taxes and fees.





# ADD PRODUCT PAGE

Reach this page by tapping the barcode scanner button.



Point the scanner at a barcode and the Product Page will open up, allowing you to add the item to your pricebook. If you are scanning a product that is already in your pricebook, the product page will allow you to edit the item.

Instead of scanning an item you can input a UPC number instead.

If the item you are adding to the Pricebook doesn't have a UPC/Barcode you can add it by tapping "Add In-Store Item".

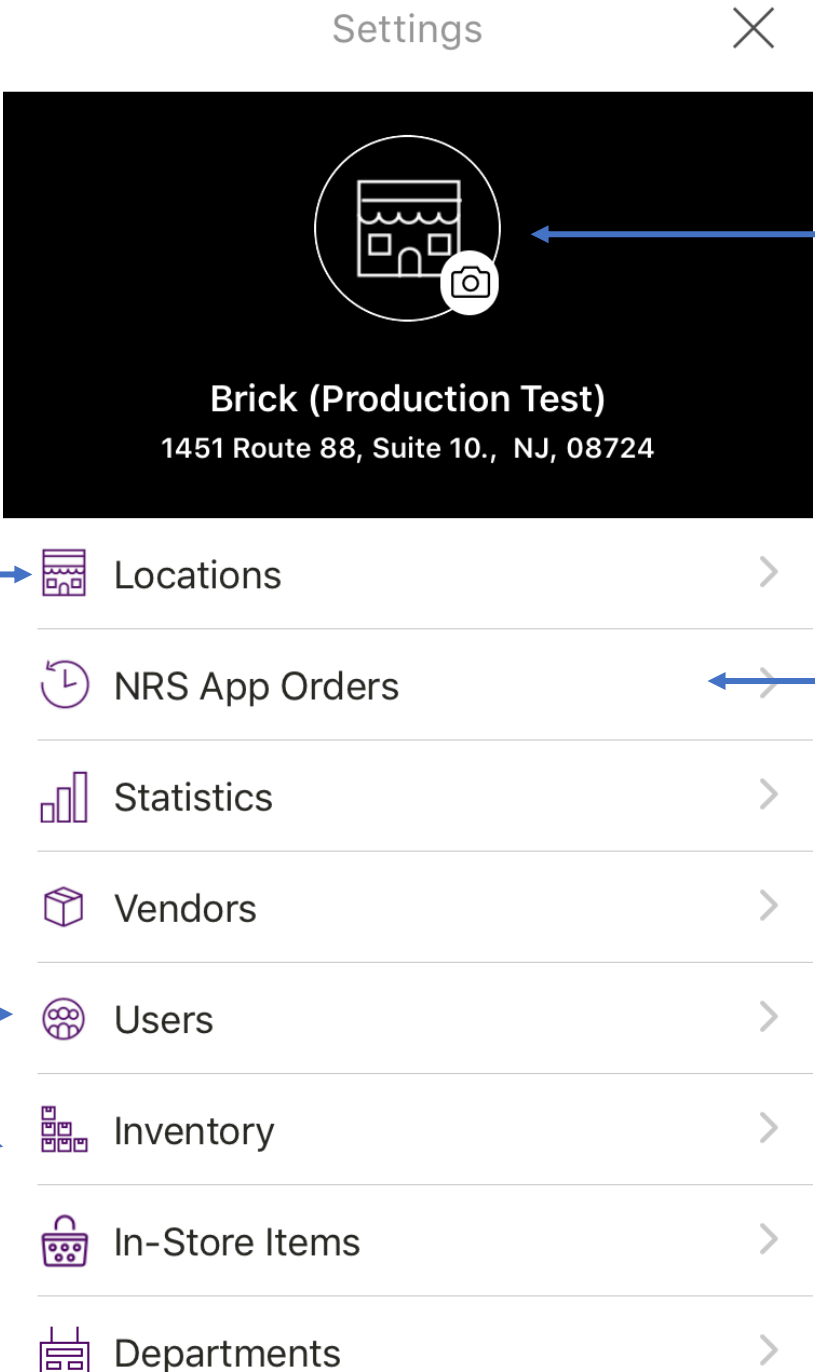
Add Product by UPC

or

Add In-Store Item

**SETTINGS PAGE**

Reach this page by tapping the hamburger bar on the home page.



Tap the camera button in order to edit the picture of your store.

Use the Locations page to edit which POS system you are viewing.

Tap “NRS App Order” in order to see your NRS Market order history.

The remaining settings buttons mirror the buttons on the home page of your POS. Each button takes you to a page that can be used the same way as you would use that feature on the POS.

**CART PAGE**

Reach this page by tapping the Cart button or the Checkout button.

<

Q Search Products

2

Select Cart

NRS Market

2

Cart subtotal (2 Items):

\$62.99

Free shipping on orders over \$35

Otherwise shipping costs \$5



2 Amp Dual USB Car Charger asst Colors (...)

+

1

-

Case Price: \$60.00 (24)



BR Club Key Fobs (50 Pack)

+

1

-

Unit Price: \$2.99

Next

The NRS Market shipping rate policies are listed here. Free shipping on orders of over \$35. And \$5 shipping on orders below \$35.

From the cart page, you can tap + or – to add or subtract this item from your cart.

The price you are purchasing this item for is displayed in purple font. Some items are sold by Unit and some are sold by Case.

The parentheses shows how many of this item comes in a case.